

2021/22 Q3

HIGHWAYS PFI, INFRASTRUCTURE AND TRANSPORT

Cabinet Member: Councillor Phil Jordan

Portfolio Responsibilities:

- Parking Service
- Floating Bridge
- Harbours
- Concessionary Fares
- Subsidised Bus Services
- Highways PFI Contract
- Other Highways

Service Updates - Key Aspirations and Ongoing Business

The Local Transport Plan 4 is on schedule for completion by April 2022 (the draft to go to public consultation in September 2022) and is to include sustainable and model initiatives, and we are making progress with our walking and cycling initiatives.

Both parties involved in the Floating Bridge dispute have agreed to mediation and the date is set for 2 March 2022. We are working with our solicitors and councillors in preparing for these meeting. Gateway 5 Review has been completed, as has the Cabinet paper which goes to committee in January. An action plan is currently being produced to meet report recommendations. Once these works are complete, we can move on either make necessary improvements to the vessel or design a replacement in consultation with the community.

We continue to effectively monitor and manage the Highways Private Finance Initiative contract following the completion of the core investment period, and the Milestone 14 programme is progressing as planned. The Enhanced Bus Partnership is on track to become operational as of 1st April with the aim of improving public transport infrastructure on the island. We are also consulting with the local community regarding the ongoing plans to develop an improvement plan for local roads.

The St Mary's and St Georges schemes are complete, with Smallbrook to follow in March 2022. Further Highway improvement schemes to be delivered by Island Roads have been submitted to and agreed by Councillor Jordan.

We continue to represent the Island on all transport related matters through partnership groups such as Solent Transport and Transport for South East, and any key decisions taken by these groups are referred to Cabinet.

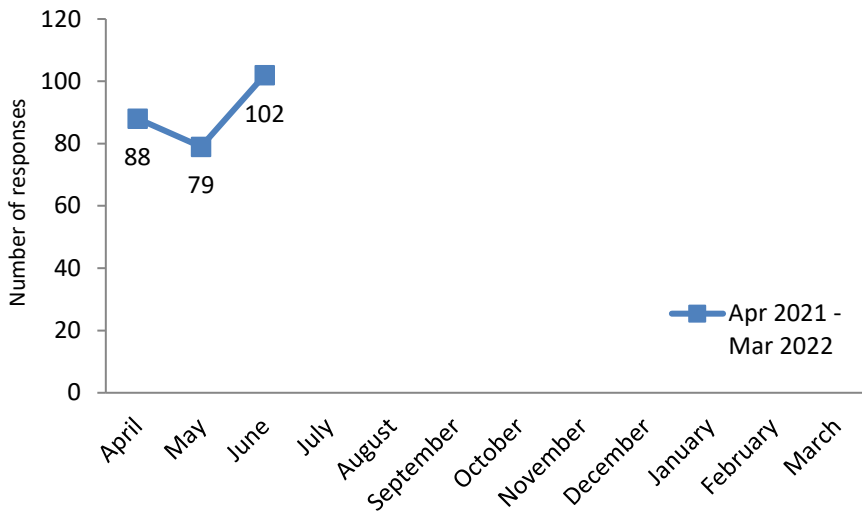
Performance Measures

Please note that annual measures will only be reported in Quarter 4. For this portfolio, this will include:

- Average Road condition index (Wight Carriageway Condition Index) cat 1 roads
- Average Footway Condition

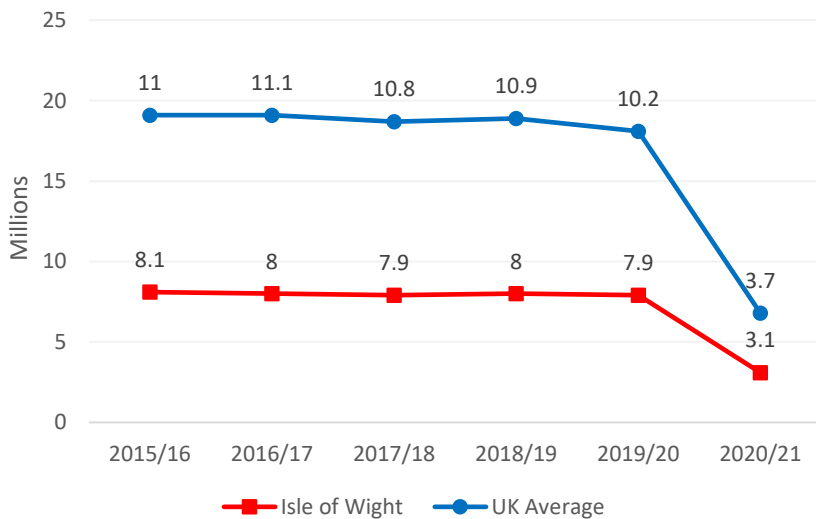
The exception to this will be annual measures that are updated during a year where it would be more sensible to bring in that change.

Percentage of Category 1 Emergency Responses within 2 hours (hazardous potholes, fallen trees, street lighting etc.)



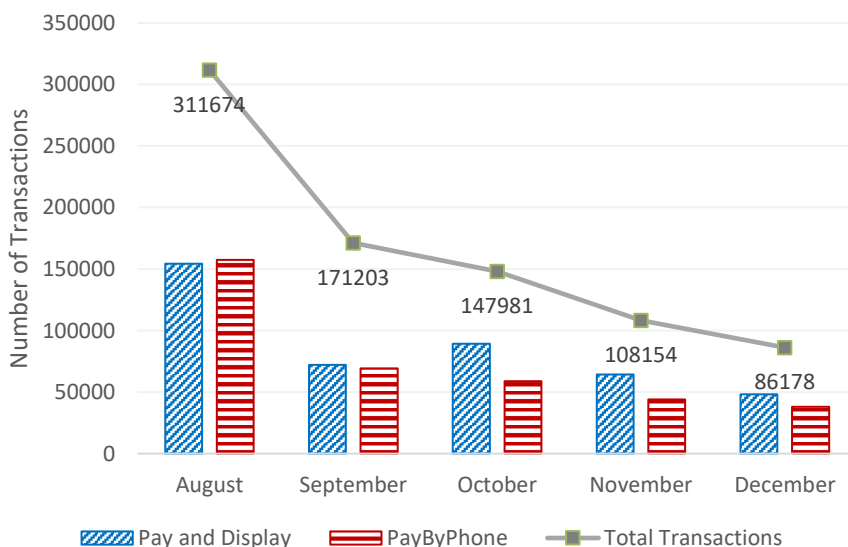
- This is a relatively new measure and data is limited – only number available, not percentage of total responses
- Category 1 defects require remedial action within 2 hours to ensure the highway remains safe. 2 hour defects may include:
 - Potholes
 - Fallen Trees / Branches
 - Damaged Street furniture (vandalism or vehicular collision)
 - Street Light outage
 - Damaged Kerbing
 - Damaged Tactile Crossing

Number of public transport users



- This is a new measure so only historical annual data is currently available
- The island appears in line with the UK average, including a substantial dip in public transport utilisation during 2020/21 as a result of the national lockdown

Car parking utilisation



- This is a new measure, and data is currently limited, though we can see a steep decline in revenue following the tourist heavy summer months.
- Parking revenue across the same period equates to
 - August £702,181
 - September £458,536
 - October £392,113
 - November £194,734
 - December £195,382

Percentage of highways inspections undertaken (Sec 58 Highways Act Compliance)

- The data is not available on the percentage of inspections undertaken, in an auditable format. Therefore, Ringway Island Roads have been instructed to provide this data from August 2021, so it can be reported.
- There is a delay in our receiving this data from Ringway Island Roads of several weeks. As such we expect to be able to report on this measure from Quarter 4

Strategic Risks

Failure of the Highways PFI contract resulting in significant financial and operational disruption for the council and its residents

Assigned to: Director of Neighbourhoods

Inherent score	Target score	Current score
16 RED	5 GREEN	8 AMBER
Previous scores		
Sep 21	Jul 21	Feb 21
8 AMBER	8 AMBER	8 AMBER
No change to risk		